




**AND**  
**ANDLIGHT**  
CATALOGUE/SPRING 2016

# 2015 COLLECTION



OFFICIAL LAUNCH - NOVEMBER 13, 2014  
INFORM INTERIORS, VANCOUVER BC

**ANDLIGHT** IS A CONTEMPORARY LIGHTING COMPANY, HEADQUARTERED IN VANCOUVER, BRITISH COLUMBIA, CANADA.

THE COMPANY WAS FOUNDED IN 2013, BY CAINE HEINTZMAN, LUKAS PEET AND MATT DAVIS WITH THE INTENT TO CHALLENGE EXISTING STANDARDS IN LIGHTING.

OUR OBJECTIVE IS TO PRODUCE A NEW GENERATION OF DECORATIVE LIGHTING THAT DEFTLY INCORPORATES THOUGHTFUL AND PROVOCATIVE DESIGN PROCESSES WITH NEW MATERIALS, INNOVATIVE TECHNOLOGIES AND PRODUCTION METHODS TO CREATE LIGHTING THAT EVOKES WONDER, CURIOSITY, AND EMOTION.

WE MAKE PRODUCTS, WHICH ARE PROUDLY DESIGNED, DEVELOPED, MANUFACTURED AND CERTIFIED IN CANADA TO LAST THE TEST OF TIME.

**ANDLIGHT** IS COMMITTED TO DESIGN WITH A FOCUS ON HONESTY, PURPOSE AND ENVIRONMENTAL CONSCIENTIOUSNESS.

## COLLECTION 2015

---

SLAB PENDANT	3
SLAB SCONCE	8
PIPELINE PENDANT	9
BUTTON PENDANT	19



WWW.ANDLIGHT.CA  
INFO@ANDLIGHT.CA  
+ 1 604 563 6938  
505B RAILWAY STREET  
VANCOUVER, BC  
CANADA V6A 1A7

# SLAB SERIES



SLAB 150 / 90 / 30 - FERN GREEN / GRAY / MARIGOLD

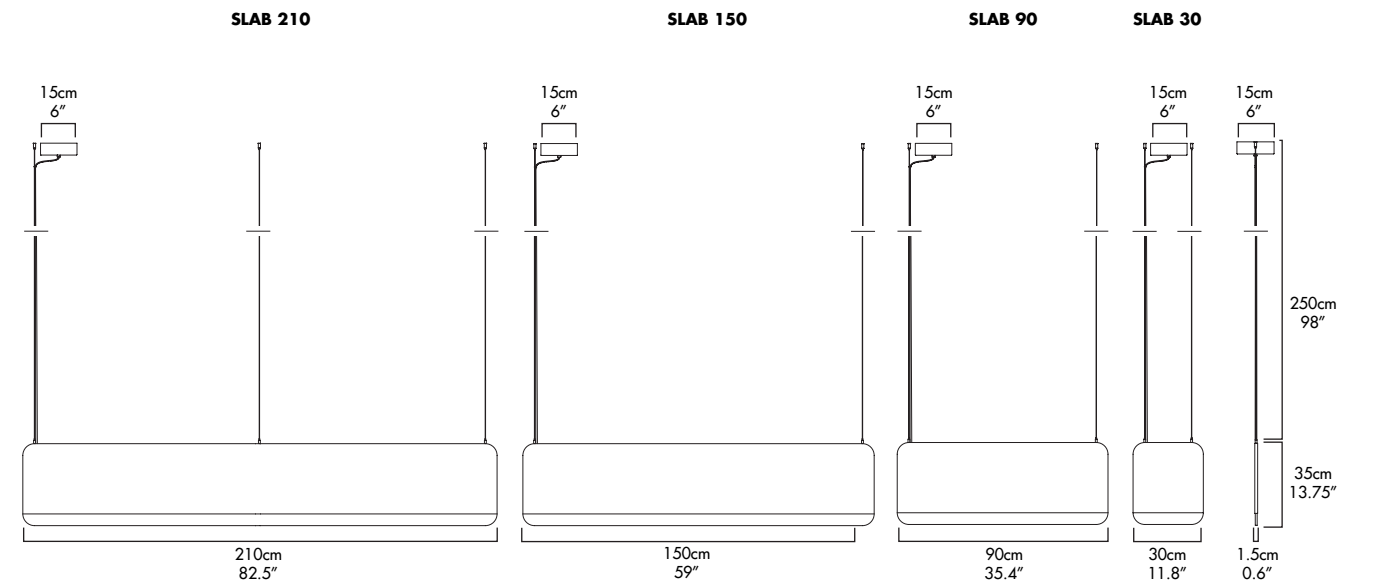
A series of LED pendant lights and wall sconce covered in industrial grade felt made from 100% natural wool. Available in a variety of colours.

The Starting point of the SLAB light was to create a light fixture that would reduce the acoustic ambient sound in the environment that it is hung in.

Designed to have a large sound absorbing face that is contrasted by its minimal 1.5mm thick edge. The fixture has a noticeable but not overwhelming presence.

- DIMENSIONS :**
- SLAB 30 - 30cm x 1.5cm x 30cm / 1' x 0.5" x 1'
  - SLAB 90 - 30cm x 1.5cm x 90cm / 1' x 0.5" x 3'
  - SLAB 150 - 30cm x 1.5cm x 150cm / 1' x 0.5" x 5'
  - SLAB 210 - 30cm x 1.5cm x 210cm / 1' x 0.5" x 7'
- SOURCE :**
- 3000k WARM WHITE LED Dim-able
  - 4100k NEUTRAL WHITE LED Dim-able
- OUTPUT :**
- SLAB 30 - 4 Watt 12v DC
  - SLAB 90 - 14 Watt 12v DC
  - SLAB 150 - 24 Watt 12v DC
  - SLAB 210 - 34 Watt 12v DC
- MATERIAL :**
- ACRYLIC
  - 100% WOOL FELT
- FINISHES :**
- MARIGOLD 100% WOOL
  - FERN GREEN 100% WOOL
  - GRAY 100% WOOL

**DROP LENGTH:** ADJUSTABLE UP TO STANDARD  
250cm/ 98"  
\*Additional at extra Cost





SLAB 90 - FERN GREEN




SLAB 30 - GRAY



SLAB 90 - MARIGOLD








SLAB - GRAY




SLAB 30 - MARIGOLD




SLAB 30 - GRAY NEUTRAL WHITE



SLAB 30 - FERN GREEN WARM WHITE



SLAB 210 - GRAY - WARM WHITE



SLAB 150 - MARIGOLD - WARM WHITE



SLAB 90 - FERN GREEN - WARM WHITE



33 ACRES BREWING - SLAB 30 / 90 - MARIGOLD / GRAY





D&B Cloud - SLAB W20 / 150 GRAY

INTERIOR : EVOKE

PHOTOGRAPHER : Ema Peter

# SLAB WALL 20



SLAB W 20 - GRAY



SLAB W 20 - FERN GREEN



SLAB W 20 - MARIGOLD

A LED wall sconce covered in industrial grade felt made from 100% natural wool. Available in a variety of colours.

The dense felt will help reduce the acoustic ambient sound in the environment by absorbing sound waves. Making it perfect for a wide range of applications.

The fixture can be mounted traditionally as an up light and down light or anywhere in between.

Designed to have a large sound absorbing face that is contrasted by its minimal 1.5mm thick edge. The fixture has a noticeable but not overwhelming presence.

**DIMENSIONS :** SLAB W20 - 16.5cm x 27.5cm x 6cm / 6.5" x 11" x 2.3"

**SOURCE :** 3000k WARM WHITE LED Dim-able  
4100k NEUTRAL WHITE LED Dim-able

**OUTPUT :** SLAB W20 - 4 Watt 12v DC

**MATERIAL :** ACRYLIC  
100% WOOL FELT

**FINISHES :** MARIGOLD 100% WOOL  
FERN GREEN 100% WOOL  
GRAY 100% WOOL

**CERTIFICATION:**

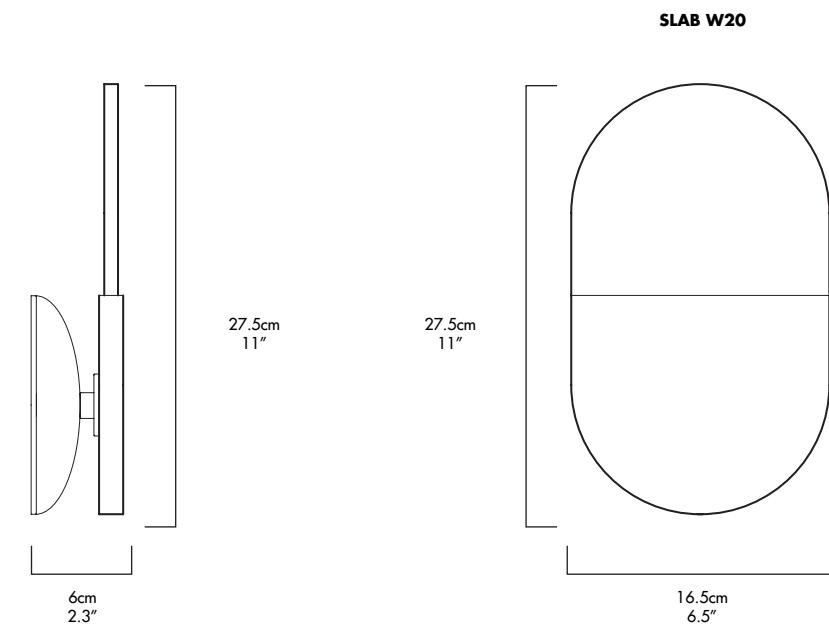
**ADA COMPLIANT**



MARIGOLD

FERN GREEN

GRAY









# PIPELINE SERIES

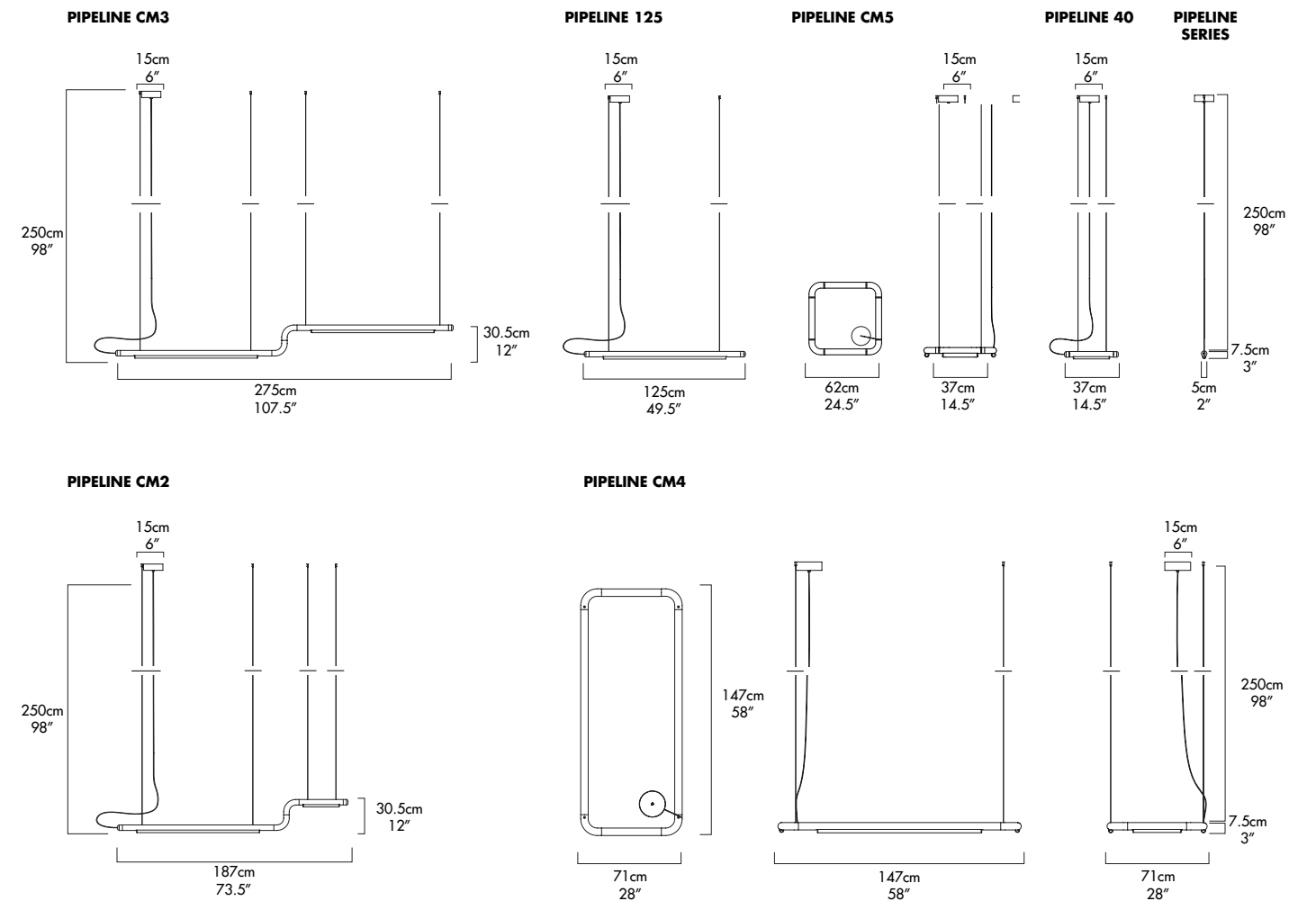



PIPELINE - COPPER DETAIL

The PIPELINE 40 and 125 fixtures can be combined with straight, 90° or 180° articulating connectors allowing the lighting fixture to be tailored to the environment.


By utilizing this system of articulating connectors and linear LED light sections the suspended PIPELINE system suggests almost unlimited possibilities in arrangement beyond the standard models illustrated below.

<b>DIMENSIONS :</b>	<b>PIPELINE 40</b> - 37cm x 7.5cm x 5cm / 14.5" x 3" x 2" <b>PIPELINE 125</b> - 125cm x 7.5cm x 5cm / 49.5" x 3" x 2" <b>CONNECTOR</b> - 28cm x 5cm x 28cm / 11" X 2" X 11"	<b>DROP LENGTH:</b>	ADJUSTABLE UP TO STANDARD 250cm / 98" * Additional at extra Cost
<b>SOURCE :</b>	3000k WARM WHITE LED Dim-able 4100k NEUTRAL WHITE LED Dim-able	<b>CERTIFICATION:</b>	
<b>OUTPUT :</b>	<b>PIPELINE 40</b> - 6 Watt 24v DC <b>PIPELINE 125</b> - 21 Watt 24v DC <b>PIPELINE CM2</b> - 27 Watt 24v DC <b>PIPELINE CM3</b> - 42 Watt 24v DC <b>PIPELINE CM4</b> - 54 Watt 24v DC		
<b>MATERIAL :</b>	ALUMINUM COPPER* ACRYLIC		
<b>FINISHES :</b>	POLISHED ALUMINUM BODY / COPPER ENDS* BLACK ANODIZE BODY / ENDS WHITE POWDER COAT BODY / ENDS	POLISHED / COPPER	BLACK ANODIZE







PIPELINE - 40 WHITE



PIPELINE - 40 BLACK




PIPELINE - 40 POLISH/COPPER



PIPELINE - 125 WHITE

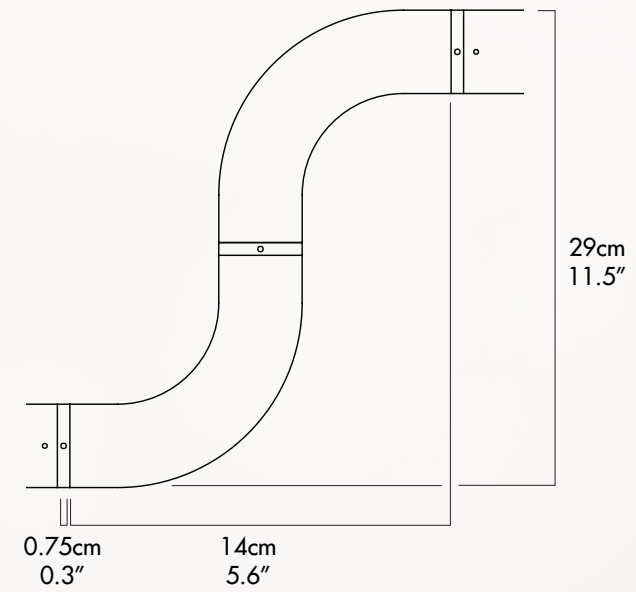


PIPELINE - 125 POLISHED



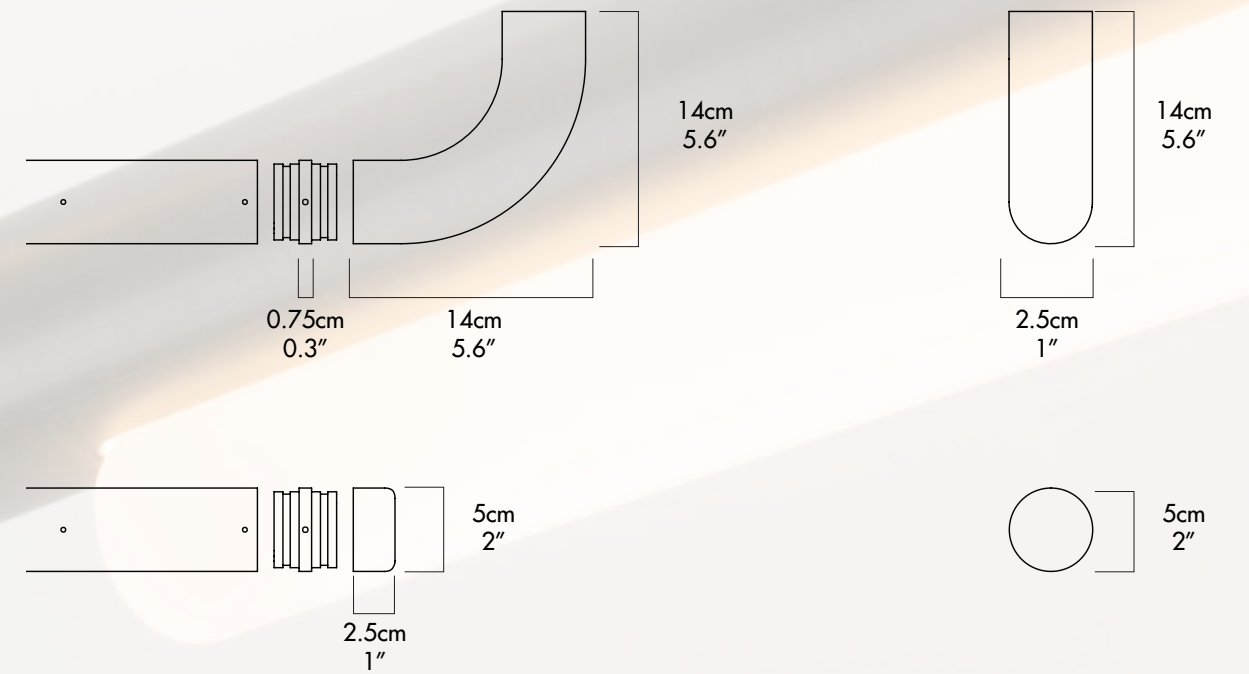
PIPELINE - 125 BLACK

PIPELINE - CM3 - BLACK



## PIPELINE CONNECTOR / END CAP


With the addition of the connector the orientation of the PIPELINE can be altered on the X and Y Axes. Allowing an additional PIPELINE 40 or 125 to be added. Enabling single or combined segments to zig, zag, dip, dive and flow the PIPELINE through a space.







PIPELINE CM2 WHITE & CM3 BLACK



KIT+ACE - PIPELINE CM3 - ALUMINUM/COPPER



CINARA - PIPELINE 125 ALUMINUM/COPPER




PIPELINE - CM2 BLACK



PIPELINE - CM2 BLACK





PIPELINE - CM2 WHITE



PIPELINE - CM2 - ALUMINUM/COPPER



PIPELINE - CM2 - WHITE



PIPELINE - CM2 - BLACK





PIPELINE - CM4 - ALUMINUM/COPPER



PIPELINE - CM4 - ALUMINUM/COPPER



PIPELINE - CM5 - CUSTOM NICKEL





# BUTTON SERIES



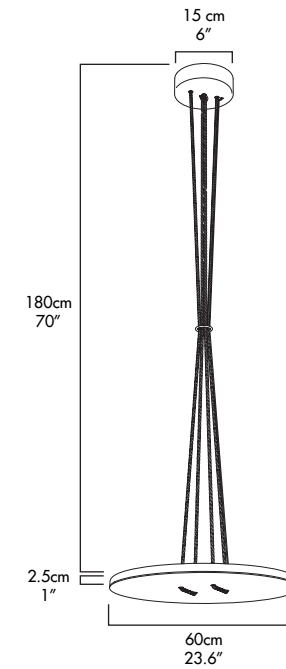
BUTTON 60 / 90

The BUTTON family of wide surface LED pendant lights are available in two sizes. Suspended by black nylon rope in a similar fashion as a 'button'. This suspension system was the basis of the design as it allows the user to articulate the large illuminated face on any angle they desire to change the direction of the light. The fixture can of course also hang in a more traditional horizontal orientation.

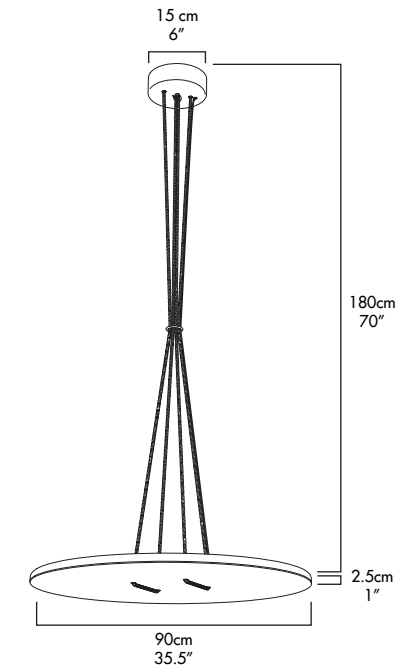
Providing a large even illuminated area the BUTTON is suitable in many environments and applications.

<b>DIMENSIONS :</b>	<b>BUTTON 60</b> - 60cm x 2.5cm / 2' x 1" <b>BUTTON 90</b> - 90cm x 2.5cm / 3' x 1"	<b>DROP LENGTH:</b>	ADJUSTABLE UP TO STANDARD 180cm / 70" <small>*Additional at extra Cost</small>
<b>SOURCE :</b>	3000k WARM WHITE LED Dimable 41000k NEUTRAL WHITE LED Dimable	<b>CERTIFICATION:</b>	
<b>OUTPUT :</b>	<b>BUTTON 60</b> - 30 Watt 12v DC <b>BUTTON 90</b> - 44 Watt 12v DC		
<b>MATERIAL :</b>	ALUMINIUM NYLON ROPE BRASS		
<b>FINISHES :</b>	GOLD ANODIZE BRONZE ANODIZE  BLACK ANODIZE WHITE POWDER COAT		

**BUTTON 60**



**BUTTON 90**





BUTTON 90 - BLACK ANODIZE



BUTTON 60 - WHITE POWDER COAT



BUTTON 90 - BLACK ANODIZE



BUTTON 60 - WHITE POWDER COAT





BUTTON 60 - BRONZE DETAIL



BUTTON 60 - BRONZE




BUTTON 60 - BRONZE



BUTTON 90 - BRONZE





BUTTON 90 - BRONZE DETAIL



BUTTON - ROPE DETAIL





SAI WOO, VANCOUVER - BUTTON 90 BRONZE

INTERIOR BY : FALKEN REYNOLDS

PHOTOGRAPHER : EMA PETER





BUTTON 90 - BLACK



BUTTON 60 - GOLD



BUTTON 90 - DETAIL WHITE




BUTTON 90 - WHITE



BUTTON 60 - WHITE



BUTTON 60 - WHITE



BUTTON 90 - DETAIL WHITE





ANDY SHAUF PERFORMING AT 33 ACRES - BUTTON 90 WHITE

PHOTOGRAPH : 33 ACRES



WWW.ANDLIGHT.CA  
INFO@ANDLIGHT.CA  
+ 1 604 563 6938

505B RAILWAY STREET  
VANCOUVER, BC  
CANADA V6A 1A7